




**FITTING INSTRUCTIONS FOR AB0068**  
**LOWER ADVENTURE CRASH BARS**  
**TRIUMPH TIGER 900 2020-**



**THIS KIT CONTAINS THE ITEMS PICTURED AND LABELLED OVER PAGE.**

SOME PARTS MAY BE SHOWN FOR CLARITY OF INSTRUCTIONS ONLY.

DO NOT PROCEED UNTIL YOU ARE SURE ALL PARTS ARE PRESENT.

**PLEASE READ ALL INSTRUCTIONS BEFORE PROCEEDING.**

**IF IN ANY DOUBT WHEN FITTING OUR PRODUCTS, CONSULT ONE OF OUR DEALERS  
OR HAVE FITTED BY A QUALIFIED TECHNICIAN.**

PLEASE NOTE THAT THE WAY THE KIT IS PACKED DOES NOT NECESSARILY REPRESENT THE WAY OF  
MOUNTING TO THE BIKE.

IN THE EVENT OF RUBBER WASHERS BEING USED TO HOLD COMPONENTS ONTO BOLTS,  
THESE RUBBER WASHERS CAN BE THROWN AWAY.

**DIGITAL COPIES OF THESE INSTRUCTIONS ARE AVAILABLE FROM:**

R&G

Unit 1, Shelley's Lane, East Worldham, Alton, Hampshire, GU34 3AQ

Tel: +44 (0)1420 89007 Fax: +44 (0)1420 87301 [www.rg-racing.com](http://www.rg-racing.com) Email: [info@rg-racing.com](mailto:info@rg-racing.com)



[WWW.RG-RACING.COM](http://WWW.RG-RACING.COM)

<b><u>TOOLS REQUIRED</u></b>	<b><u>GENERAL TORQUE SETTINGS</u></b>
<ul style="list-style-type: none"> <li>4 &amp; 5mm A/F ALLEN TOOLS</li> </ul>	<p>M4 BOLT = 8Nm</p> <p>M5 BOLT = 12Nm</p> <p>M6 BOLT = 15Nm</p> <p>M8 BOLT = 20Nm</p> <p>M10 BOLT = 40Nm</p> <p>M12 BOLT = 40Nm</p>

### **LEGEND**

<b>ITEM NO.</b>	<b>DESCRIPTION</b>	<b>QTY</b>
ITEM 1	AB0068 LHS CRASH BAR ASSEMBLY	1
ITEM 2	AB0068 RHS CRASH BAR ASSEMBLY	1
ITEM 3	ABM0019 1" TUBE THREADED JOINER	1
ITEM 4	M8 x 1.25 x 25.00mm BUTTON HEAD BOLT (UPPER MOUNTS)	2
ITEM 5	M8 x 1.25 x 20.00mm BUTTON HEAD BOLT (LOWER MOUNTS)	2
ITEM 6	M6 x 1.00 x 15.00mm BUTTON HEAD BOLT (JOINER)	2
ITEM 7	M8 WASHER OD= 19mm	5

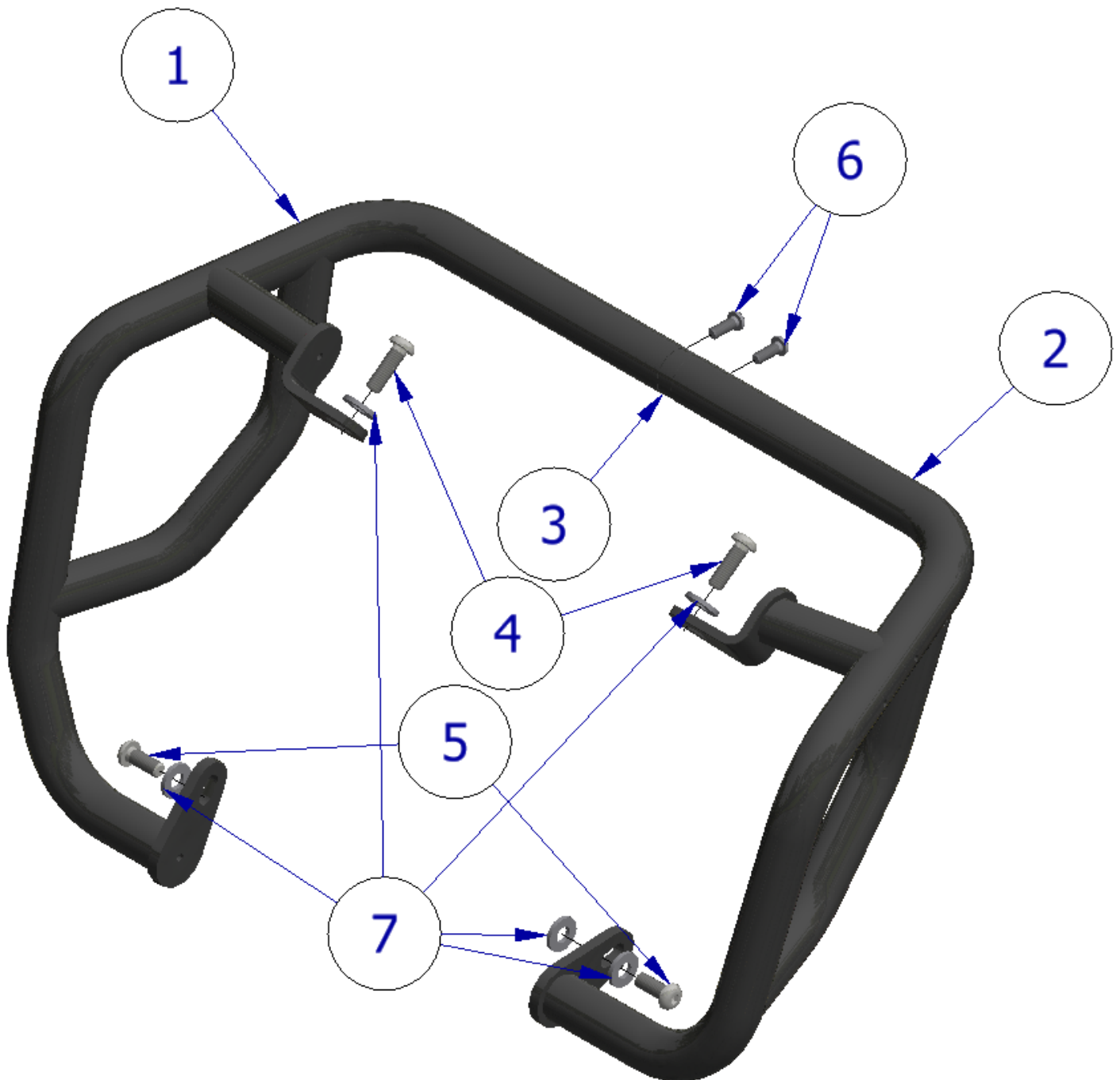
R&G

Unit 1, Shelley's Lane, East Worldham, Alton, Hampshire, GU34 3AQ

Tel: +44 (0)1420 89007 Fax: +44 (0)1420 87301 [www.rg-racing.com](http://www.rg-racing.com) Email: [info@rg-racing.com](mailto:info@rg-racing.com)



**EXPLODED ASSEMBLY VIEW**



R&G

Unit 1, Shelley's Lane, East Worldham, Alton, Hampshire, GU34 3AQ

Tel: +44 (0)1420 89007 Fax: +44 (0)1420 87301 [www.rg-racing.com](http://www.rg-racing.com) Email: [info@rg-racing.com](mailto:info@rg-racing.com)



**FITTING PICTURES**



Picture 1



Picture 2



Picture 3




Picture 4

R&G

Unit 1, Shelley's Lane, East Worldham, Alton, Hampshire, GU34 3AQ

Tel: +44 (0)1420 89007 Fax: +44 (0)1420 87301 [www.rg-racing.com](http://www.rg-racing.com) Email: [info@rg-racing.com](mailto:info@rg-racing.com)



Picture 5



Picture 6

### **FITTING INSTRUCTIONS**

- If fitted, remove the 4x plastic blanking plugs covering the crash bar mounting holes.
- Starting on the LHS of the bike, loosely secure the LHS crash bar assembly (**item 1**) to the lower mounting hole with the included M8 bolt (**item 5**) and washer (**item 6**), using a 5mm Allen tool. You will have to gently lift the coolant hose to gain access, as shown in picture 1.
- Loosely secure the upper crash bar mounting with a 5mm Allen tool, using the included M8 bolt (**item 4**) and washer (**item 7**). Slide the joiner block (**item 3**) into the exposed tube end so the holes line up, then using a 4mm Allen tool, secure on one end with the one of the included M6 bolts (**item 6**), as shown in picture 3.
- Repeat for the RHS with the RHS crash bar assembly (**item 2**), ensuring everything is loosely fitted. Please note, for the RHS lower mounting, a washer (**item 7**) should be placed between the mounting plate and the mounting hole to space the assembly away from the engine, as shown in picture 4.
- Slide the exposed end of the RHS tube over the vacant end of the joiner block, then secure with the remaining M6 bolt (**item 6**).
- Fully tighten all bolts.

**Before riding, please recheck tightness of all bolts, and the operation of the motorcycle at full lock in both directions.**

ISSUE 1 - 27/02/2021 (FB)

#### **CONSUMER NOTICE**

The catalogue description and any exhibition of samples are only broad indications of the Products and R&G may make design changes which do not diminish their performance or visual appeal and supplying them in such state shall conform to the order. The Buyer acknowledges no representation or warranty (other than as to title) has been given or will apply to the Products other than those in R&G's order or confirmation and the Buyer confirms it has chosen the Products as being of merchantable quality and suitable for its particular purposes. Where R&G fits the Products or undertakes other services it shall exercise reasonable skill and care and rectify any fault free of charge unless the workmanship has been disturbed. The Buyer is responsible for ensuring that the warranty on the motorcycle is not affected by the fitting of the Products. On return of any defective Products R&G shall at its option either supply a replacement or refund the purchase money but shall not be liable if the Products have been modified or used or maintained otherwise than in accordance with R&G's or manufacturer's instructions and good engineering practice or if the defect arises from accident or neglect. Other than identified above and subject to R&G not limiting its liability for causing death and personal injury, it shall not be liable for indirect or consequential loss and otherwise its liability shall be limited to the amounts paid by the Buyer for the Products or the fitting or service concerned. These terms do not affect the Buyer's statutory rights.

#### **R&G RACING RETURNS POLICY (NON-FAULTY GOODS)**

Returns must be pre-authorized (if not pre-authorized the return will be rejected). Goods may only be returned direct to us if they were purchased direct from us (customer must prove if necessary). Otherwise to be returned to original vendor. Goods must be in re-sellable condition, in the opinion of R&G Racing. All returns are subject to a 25% restocking and handling fee (25% of the gross value exc. P&P – at the prevailing price at time of purchase). The customer must pay any and all carriage charges. No returns of discontinued products, unless within 14 days of purchase. This policy does not affect your statutory rights and does not refer to faulty goods.

R&G

Unit 1, Shelley's Lane, East Worldham, Alton, Hampshire, GU34 3AQ

Tel: +44 (0)1420 89007 Fax: +44 (0)1420 87301 [www.rg-racing.com](http://www.rg-racing.com) Email: [info@rg-racing.com](mailto:info@rg-racing.com)